



Accelerate ESG and climate data management and analytics

Fuel regulatory reporting and compliance with Microsoft and Workiva



Stakeholders are demanding clear and transparent ESG reporting

Companies are facing increased scrutiny from stakeholders to provide, clear, accurate and reliable data on their environmental performance and progress. The proposed SEC climate disclosure requirements have heightened the need for companies to improve disclosures and reporting. Today, it's imperative that businesses are comfortable with the accuracy and completeness of their data sources used in ESG metrics and reporting. **This is what their stakeholders now expect.**



Data is one of key challenges companies face when it comes to ESG reporting.



Inconsistent data and siloed data sources



Limited data validations and controls



Lack of traceability



Highly manual and inefficient data process



Inability to produce real-time insights & analytics



Inability to produce on-time reports

Improving stakeholder trust

KPMG LLP (KPMG) has developed an approach to addressing these reporting concerns, enabled by Microsoft and Workiva technology. Once configured in the client environment, these reporting and analytical capabilities help clients address their data and reporting challenges and prepare more reliable reports on their ESG and climate performance and progress.

By leveraging Microsoft Azure™ and Microsoft Cloud for Sustainability™ we help clients extract data from multiple sources and integrate it into a centralize hub to gain valuable insight. The configurable reporting capability within Workiva allows streamlining of data processes and production of near real-time regulatory reporting and analytics.

By utilizing Microsoft Azure Data Factory™ and data tagging within Workiva, we help deliver the insights clients need to improve transparency, data control and validation. This differentiated approach from KPMG can help clients deliver strategic decisions, accelerate climate data collection, and improve stakeholder trust.

By leveraging Microsoft Azure and Workiva, KPMG can help you solve your data and reporting challenges:



Enable "single source of truth"



Automate data processes



Implement data governance and controls



Develop advanced analytics and reporting processes



Streamline regulatory reporting

Conceptual design



Microsoft Azure

Azure Blob Storage

Azure SQL Server Database

Power Apps

Microsoft Cloud for Sustainability

Power Automate

Azure Data Factory

Power BI

Data types supported

- Emissions data (Scope 1, 2, & 3)
- Enterprise data
- Asset data (Facilities, organization hierarchy)
- 3rd party data (Emission factors)
- And more

Leverage the Microsoft stack to extract, transform, and load ESG data into a centralized location. Implement controls and data lineage to increase data quality.

KPMG configures components of Microsoft Cloud for Sustainability within the client's environment.

Microsoft Cloud for Sustainability

Ingest data into Cloud for Sustainability to perform emissions calculations using a robust library of emission factors & calculation models. Gain dynamic insights through modeling and deep analysis tools.

01

Data collection & tagging

02

ESG factbook

03

Report collaboration hub

04

Regulatory reporting frameworks

05

ESG dashboards

06

Governance, risk and controls

07




Financial reporting

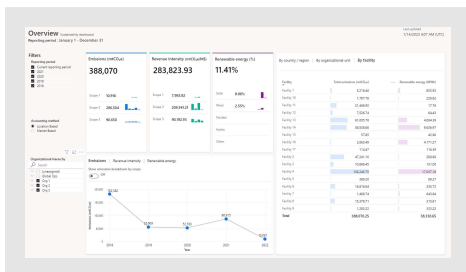
Map environmental metrics and climate disclosures to source data to drive transparent, audit-ready, and investor-trusted ESG reporting out of Workiva.

Analytics and reporting enabled by Microsoft Azure and Workiva

Dashboards and analytics




Users have an array of dynamic insights and drilldowns to choose from to analyze, research and trace detailed data attributes back to source applications. Key features include:

-  Set up facility-level drilldowns across domains to enable granular analysis and help build confidence in reported numbers.
-  Enable predictive modeling and progress tracking through deep analysis and score card tools to track progress over ESG goals.
-  Ability to customize dashboards and embed them in the Cloud for Sustainability to provide flexibility for a user's specific needs.



Financial and ESG reporting

Emissions data is ingested into Workiva where users have a library of industry frameworks to streamline reporting processes. Key features include:

-  Digital repository of industry frameworks (i.e. SASB, TCFD, GRI, etc.) to streamline report creation.
-  Tagging capability to trace data from ingestion to final report for increased transparency and control.
-  Core collaboration hub to streamline the creation of externally facing sustainability reports.


2023 ESG Report Appendix

Environmental data
GHG emissions by scope 2019-2023


A breakdown of Scope 1, 2 and 3 data is included below. The baseline year for data provided is 2019. The standards used are in accordance with the Greenhouse Gas Protocol, published by the World Resources Institute and the World Economic Forum, for Scope 1 and 2 emissions, and the Greenhouse Gas Protocol, published by the World Resources Institute and the World Economic Forum, for Scope 3 emissions. Emissions are based on the company's internal reporting protocol, and the consolidation approach is based on operational control.

GHG Emissions (Metric Tones of CO ₂ e) 2019-2023	2023		2022		2021		2020		2019	
	Scope 1 Emissions	% of total emissions	Scope 2 Emissions	% of total emissions	Scope 1 Emissions	% of total emissions	Scope 2 Emissions	% of total emissions	Scope 1 Emissions	% of total emissions
Scope 1 Emissions	0.00	0%	1088.89	100%	1418.32	100%	0.00	0%	0.00	0%
Scope 2 Emissions	0.00	0%	14.78	0.27%	13.84	0.25%	0.00	0%	0.00	0%
Scope 1 & 2 Emissions	0.00	0%	1093.67	100%	1432.16	100%	0.00	0%	0.00	0%
Scope 3 Emissions	0.00	0%	495.43	7%	608.15	11%	0.00	0%	0.00	0%
Scope 1 & 3 Emissions	0.00	0%	1589.10	100%	2040.31	100%	0.00	0%	0.00	0%
Scope 2 & 3 Emissions	0.00	0%	1504.11	100%	626.99	100%	0.00	0%	0.00	0%
Scope 1, 2 & 3 Emissions	0.00	0%	2593.71	100%	2667.30	100%	0.00	0%	0.00	0%


Key features




Automated data management
Reduce time lags between record to report enabling on-time reporting and increased stakeholder trust.




Quicker time value
Rapid integration and deployment (within client environment), accelerated data collection, analysis and reporting processes go from months to weeks.




Streamlined emissions calculations
Leverage pre-built Microsoft calculation models and emission factor libraries to streamline emissions calculations.



ESG performance analytics
Monitor progress towards targets across domains to dive into causation and drive strategic planning.



Dynamic data insights
Including drill-downs and integration with external platforms.



Data controls and validations
Robust scalable validations across various domains to increase data quality.

Contact us

To find out more, contact:

Tegan Keele
Advisory Managing Director
KPMG LLP
E: tegankeele@kpmg.com

Pravin Chandran
Advisory Managing Director
KPMG LLP
E: pravinchandran@kpmg.com

Bryce Wagner
Advisory Managing Director
KPMG LLP
E: bwagner@kpmg.com

kpmg.com/socialmedia



Some or all of the services described herein may not be permissible for KPMG audit clients and their affiliates or related entities.

Microsoft, Microsoft Azure, Microsoft Cloud for Sustainability, and Microsoft Azure Data Factory are trademarks of the Microsoft Corporation.

The information contained herein is of a general nature and is not intended to address the circumstances of any particular individual or entity. Although we endeavor to provide accurate and timely information, there can be no guarantee that such information is accurate as of the date it is received or that it will continue to be accurate in the future. No one should act upon such information without appropriate professional advice after a thorough examination of the particular situation. The KPMG name and logo are trademarks used under license by the independent member firms of the KPMG global organization.

© 2023 KPMG LLP, a Delaware limited liability partnership and a member firm of the KPMG global organization of independent member firms affiliated with KPMG International Limited, a private English company limited by guarantee. All rights reserved.